



All Saints CE Primary School & Nursery

Nurturing, Resilience and Achievement for all!

Headteacher: Mr Philip Asher, BMus(Hons), PGCE, ARCO, NPQSL

HOME LEARNING DURING SCHOOL CLOSURE

YEAR 4 - Week 8 1/6/20

You may notice some changes to the format and quantity of the home learning this week. This is due to the fact that some children will be in school and some will be continuing to work from home. For home schooling, please work at your own pace and ensure regular breaks are taken.

As always, if you have any questions please use the following email parent@allsaints.herts.sch.uk

English

Journey to the Jungle

Read or listen to the jungle log – the link should work this time! If not, you may have to read it or ask someone if they could read it to you. The words in bold below refer to the title of each page I'd like you to look at this week.

1) What do the words mean?

Draw a picture in the boxes to show what each word means.

2) Which synonym?

Choose a word that means the same from the options you're given. Can you think of any more to add? Can you ask a family member if they can think of any?

3) Anything else?

Underline any words from the reading log you're unsure of. Look up the definitions or ask someone.

4) What can you remember now?

Write sentences using the new words that you've been looking at. Challenge: can you write a sentence that includes more than one?

Spelling

The /l/ sound spelt y other than at the end of words.

Spelling Rule 2 in the Year 3 and 4 section: <https://spellingframe.co.uk/>

myth gym Egypt pyramid mystery hymn crypt crystal cygnet lyric oxygen
physics symbol symptom syrup system typical

Some of these words are tricky and you may not have used them before. Make sure you know what they all mean before practicing them!





All Saints CE Primary School & Nursery

Nurturing, Resilience and Achievement for all!

Headteacher: Mr Philip Asher, BMus(Hons), PGCE, ARCO, NPQSL

Reading


Read every day.

Bug Club: <https://www.activelearnprimary.co.uk/login>


To log on visit www.activelearnprimary.co.uk/login

Sign in


Username

 _____

Password

 _____ [Show](#)

School code (Primary schools only)

 **qcx7** _____

Username is the first 4 letters of first name and first 4 letters of last name.

Eg. Matthew Smith

Username: mattsmi

For 3 letter first names the username is the full first name followed by 4 letters of the surname.

Password: allsaints

During the period of school closure all children will have the same password. We will change these on return to school.

Please include the school code

Maths

<https://whiterosemaths.com/homelearning/year-4/>

Summer Term, Week 5

Watch the videos and complete the activities.

- 1) Lesson 2, Equivalent fractions (1)
- 2) Lesson 3, Equivalent fractions (2)
- 3) Lesson 4, Fractions greater than 1

You might like to watch the Lesson 1 video to refresh your memory of tenths and hundredths.

Maths Game

<https://www.youtube.com/watch?v=46-O69EMiMg> – How to play All Change Multiplication

This is a great game that you can use to rehearse your multiplication and division facts.

Times Tables

Continue to spend time practicing your times tables. You could visit <https://www.timestables.co.uk/> or <https://ttrockstars.com/> or practise with a family member.

Parsonage Lane, Bishops Stortford, CM23 5BE

T: 01279 836006 E: admin@allsaints.herts.sch.uk

www.allsaints.herts.sch.uk

 @AllSaintsPriSch



Take One Artist...Theme – Graffiti

Graffiti is the writing or drawings made on a wall or other surface without permission and within public view. It is sometimes used to get the attention of governments or the public and can raise awareness of issues in the community. Graffiti is usually illegal (against the law) as it is usually done in public spaces and the artist has not had permission. Examples of graffiti have been found that date back to Ancient Greece, Ancient Rome and Ancient Egypt! Graffiti art tends to divide opinions; some people love it, others hate it! Choose from the activities suggested below for this week's topic-themed learning.

Parents: please supervise any research on the internet that your child may want to do as not all graffiti is appropriate. Thank you!

Create a sign with your name written on in graffiti letters:



Have a debate with someone about this question:

Should graffiti be legal?

Create artwork in the style of this artist. They've chosen to use their work to celebrate NHS workers:



<https://www.bbc.co.uk/news/entertainment-arts-52556544>

Use chalks on paving slabs in your garden to create your own image:



Ask family members this question:

What do you think about graffiti?

Do you agree with them?
Have they persuaded you to change your mind?
If you can, ask a grandparent over video call to get their thoughts.

Banksy is a very well-known graffiti artist. Create a Banksy-style stencilled image with just a paper plate or card, scissors, paint and a brush.

- 1) Choose an image and draw it on the paper plate or card. Cut this image out so it is left as an empty silhouette.
- 2) Place the card in position on a chosen background and paint/colour in the gap that is left by the stencil.
- 3) You could then repeat this image using the stencil in another position.

