

## Teddy Bears' Picnic Challenge



“Hi I’m Rik Bear, original travelling companion of 2nd Moss Edge Rangers and Guiding’s favourite bear! This badge pack contains lots of fun activities based on a ‘Teddy Bears’ Picnic’ theme for you to complete with your young people. Proceeds from this badge go towards helping Scouts and Guides from across the UK take part in lots of adventures.

Thank you for your support!”

### Suggested challenges for different age groups:

- 5-7 Years : Complete 1 challenge from each of the 4 sections.
- 7-11 Years : Complete 1 challenge from each of the 4 sections + 1 more of your choice.
- 11-14 Years : Complete 1 challenge from each of the 4 sections + 2 more of your choice.
- 14-18 Years : Complete 1 challenge from each of the 4 sections + 3 more of your choice.
- 18+ Years : Award yourself a badge for assisting young people in achieving this badge.

Once completed head to the website to get your paws on your badges!

[www.PawprintBadges.co.uk](http://www.PawprintBadges.co.uk)








# Craft



-  Make some bunting to decorate your meeting place ready for a Teddy Bears' Picnic party.

## Here's an Idea!

If you're aged 5-11 you could make bunting using paper and string, if you're aged 11+ maybe you could use a sewing machine and fabric to make your bunting? You could co-ordinate the colours for your bedroom...

-  Make a teddy bear from Hama beads.
-  Make teddy bear finger puppets.
-  Make a pipe-cleaner teddy bear.
-  Complete a teddy bear colouring sheet.
-  Bring your teddy bear to your meeting and make an outfit for him/her using recycled materials.
-  Make a teddy bear that can move his arms and legs using split pins.
-  Make a teddy bear mask using a paper plate and any other materials you may have.



## Here's an Idea for Leaders!

This is a great activity to give you the chance to have a clear out of all those old craft materials- why not go wild and have a ball making your Teddy Bear masks using old wool, tissue and pompoms?!

-  Design (and make if you like) a picnic blanket.

## Here's an idea!

If you're feeling creative you could learn how to weave and create your own sample of a woven blanket!

-  Make paper chains to decorate your meeting place ready for your teddy bears' picnic party.
-  Use potato printing to make bear paw prints then cut them out and use them for a bear hunt!



# Food




 Make some sandwiches with your teddy bear's favourite filling, then cut them into bear shapes using biscuit cutters.

 Make teddy bear shaped biscuits.


Here's an Idea!

Why not make shortbread biscuits and add coco powder instead of some of the flour to make your teddies all different colours!?

 Blindfolded, try all the different flavours of bear shaped crisps and see if you can guess which flavour is which.


Question?

Can you think of any other bear themed foods to try? If you can why not try them all at your Teddy Bears' Picnic?

 Make fairy cakes (or buy them) and decorate them to look like teddy bears.

Here's an Idea!

Why not use giant chocolate buttons for ears and a sugar covered sweetie for a nose? You could add cocoa powder to butter cream to cover your cakes in and make your teddy bears brown or add food colouring make pink, purple or even green teddies!

 Make a banana and honey bread for your teddy bears' picnic party- your furry friends will love it!

Question?

Can you think of any other foods that bears like to eat? What's your teddy bear's favourite snack? Why not make it for your teddy bears' picnic party for your furry friend to enjoy?

 Make a jelly for your teddy bears picnic and add gummy bear sweets to make it a real bear treat!

Here's an idea!



Can you find a teddy bear shaped jelly mould? Then you could have a teddy bear-tastic jelly!

 Make a marshmallow teddy bear using different sized marshmallows and cocktail sticks.






# Games



-  Complete a bear themed word-search.
-  Play 'Picnic Blankets', based on the game 'Islands'.



## How?

One person is on, this person is the 'Grizzly Bear'. All the other 'bears' run around, once tug you must sit on the floor and become a 'picnic blanket'. When the leader shouts "Picnic blankets are safe" everyone still in must touch a 'picnic blanket' during which time they can not be tug by the 'Grizzly Bear'. The leader then shouts "Go" and everyone still in runs around again. Continue until you have 1 person left in, this person is the winner!

-  Play 'Fruit Salad' but swap the fruits for: Polar bear, Koala Bear, Grizzly Bear, Teddy Bear and for 'Fruit Salad' shout 'Teddy Bears' Picnic'.
-  Play 'Corners' and name each one after a different type of bear, or maybe even a bears favourite food!
-  Play 'Farmer Farmer' / 'British Bulldog'.



## How?

One person is on, they stand in the centre. Everyone else lines up at one end of the room and repeats the rhyme, "Teddy Bear, Teddy Bear, may we join your picnic," the person who is in the middle then says "Yes, but only if you're wearing....." and says a colour. The aim of the game is then for those who are wearing that colour to get to the other end of the room without being tug. Once tug you must join the middle. Continue until one person is left, they are the winner!

-  Complete a bear themed quiz or name the famous cartoon bears.
-  Play the Chocolate game and use Teddy bear fancy dress.

## How?

Sit in a circle with a large bar of chocolate, fancy dress and knife and fork in the centre. Take it in turns to roll a dice. When someone rolls a six they must jump up, put on all the fancy dress and cut chunks of chocolate from the big bar. Only one square must be cut at a time and the knife and fork must be used!


-  Play 'Bear in a Wood' based on 'Squirrel in a Tree' / 'Rabbit in a Burrow'.
-  Think of a traditional game and adapt it with a Teddy Bear theme. Teach it to another group.






# Other



-  Hold a Teddy Bear's Picnic at your meeting place. Invite your family and friends to join you.




Here's an Idea!

Why not take pictures of you doing your Teddy Bears' Picnic Challenges and make a display of them at your teddy Bears' Picnic to show others what been up to?

-  Bring in your Teddy Bear and write a short story about him/her. What adventures do they have whilst you're asleep?



Here's an idea!

Why not enter your short story into a competition or use it towards a badge?

-  Read a teddy Bear themed story.
-  Watch Toy Story/ Toy Story 2/ Toy Story 3 or any other film you can think of with toys/teddy bears in.
-  Sing some Teddy Bear songs.




Here's an idea!

Why not sing: 'We're going on a bear hunt', 'Teddy bear, teddy bear' or any other songs you can think of.

-  Run a 'Guess the name of the Teddy Bear' as a fund raiser.
-  Run a Teddy Tombola as a fund-raiser.

Here's an Idea!

Why not run your fund-raiser at a local fair or fete to let the local community know what you're up to?

-  Make a den. Bears like to hide in caves so make sure your den is nice and cosy, somewhere your teddy would like to live!
-  Raise money for Children In Need to help Pudsey Bear.
-  Let your local paper know about your Teddy Bears' Picnic adventures, and share your photos with us at Pawprint Badges too!

