



All Saints CE Primary School & Nursery

Nurturing, Resilience and Achievement for all!

Headteacher: Mr Philip Asher, BMus(Hons), PGCE, ARCO, NPQSL

RECEPTION

HOME LEARNING DURING SCHOOL CLOSURE

Children learn best when they are relaxed and interested in the topic being taught. We appreciate that learning at home can be intense for the children and challenging for parents. Therefore, we suggest that for young children most of their learning takes place through play.

Please choose two a day to complete with your child and adapt, change or add to them to suit your child. You could give your child a choice and tick them off as you go. You will find supporting resources on **tapestry** and can share what you've done. Don't worry if you have done something different entirely and followed your child's interests. We love to see what you have been up to!


Please use the government backed phonics YouTube channel which can be found at https://www.youtube.com/channel/UCP_FbjYUP_UtldV2K_-niWw

Also log on to Bug Club for ebooks


To log on visit www.activelearnprimary.co.uk/login

Sign in


Username

 _____

Password

 _____ [Show](#)

School code (Primary schools only)

 **qcx7** _____

Username is the first 4 letters of first name and first 4 letters of last name.

Eg. Matthew Smith

Username: mattsmit

For 3 letter first names the username is the full first name followed by 4 letters of the surname.

Password: allsaints

During the period of school closure all children will have the same password. We will change these on return to school.

Please include the school code

If you have any queries concerning this information please use the following email address which we have set up especially : parent@allsaints.herts.sch.uk and this will be checked daily by senior leadership staff. Please ensure you name the child you are writing about and the year group they are in.

Parsonage Lane, Bishops Stortford, CM23 5BE

T: 01279 836006 E: admin@allsaints.herts.sch.uk

www.allsaints.herts.sch.uk



@AllSaintsPriSch

This is a very useful guide for Children aged 0-5

https://www.foundationyears.org.uk/files/2015/04/4Children_ParentsGuide_2015_FINAL_WEB.pdf



English

<https://literacytrust.org.uk/family-zone/>

<http://www.pobble365.com/>

<https://www.storynory.com/>

Phonics

Letters and sounds https://www.youtube.com/channel/UCP_FbjYUP_UtIdV2K_-niWw

<https://www.twinkl.co.uk/resources/literacy/literacy-phonics>

<https://www.phonicsplay.co.uk/>

<https://www.phonicsbloom.com>

Phonics: alphablocks available on BBCiplayer and YouTube

High frequency word games

<https://www.teachyourmonstertoread.com/> (free on computer, app requires payment)

Reading and sentence games <https://www.roythezebra.com/reading-games.html> (need to watch or close short adverts to play free games)

Free ebooks <https://www.oxfordowl.co.uk/for-home/reading>

Spelling games

<https://www.spellzone.com/>

<https://spellingframe.co.uk/> (Year 2 children have a log in)

Maths

<https://www.topmarks.co.uk>


Other




















<http://myths.e2bn.org/mythsandlegends/>

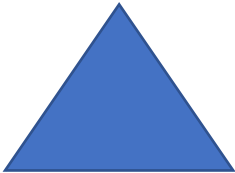





<https://www.dkfindout.com/uk/>

<https://www.kiddle.co/>

Reception Week 7 18.5.20

<p>Help your child to:</p> <p>Learn to read using phonics</p> <p>By:</p> <p>Watch the DfE videos available from https://www.youtube.com/channel/UCP_FbjYUP_UtldV2K - niWw/featured</p> <p>Or search 'letters and sounds for home and school'.</p> <p>You will need a pen and paper.</p> <p>Choose one session (daily if possible) and either watch live or recorded on the YouTube channel.</p> <p>Do one of: 10am Reception phonics revision 11am revising blending ready for year 1.</p>	<p>Help your child to:</p> <p>Develop their gross motor skills</p> <p>By:</p> <p>Taking part in Cosmic kids yoga on You tube.</p> <p>https://www.youtube.com/watch?v=rnlDBKD2S78</p> <p>Episode 29 Tiny the T-Rex A Cosmic Kids Yoga Adventure!</p> <p>A kids yoga adventure about Tiny, a young T-Rex, who learns about looking after his teeth!</p>	<p>Help your child to:</p> <p>Draw animals</p> <p>By:</p> <p>You will need:</p> <p>Paper, pencil and model animals.</p> <p>Collect together some model animals and stand them next to the window on a sunny day. Children draw round the outline created by the shadows and create your own pictures.</p>	<p>Help your child to:</p> <p>Learn to read using Active Learn digital books 'Stop that popcorn'</p> <p>By:</p> <p>Logging on to active learn – Bug club using the log in on the front page of this home learning.</p>  <p>https://www.activelearnprimary.co.uk/resource/207682</p> <p>P and C are hungry, so they make popcorn, but it will not stop popping! They make a carton to scoop it all up.</p> <p>Aadhya has been making popcorn at home with her Mum and sister. Can you be an investigator like Aadhya find out why popcorn pops?</p>	<p>Help your child to:</p> <p>Recognise some tricky and frequently used words</p> <p>By:</p> <p>Completing the attached cloze passage using the nursery rhyme 'Hickory Dickory Dock' Read this together whilst your child suggests what the missing words might be. Read it again and when they come to the gaps can they find the missing word at the base of the sheet. Direct them to copy the word correctly into this space. Tick the word they have used. Encourage your child to continue and complete all the gaps by reading the rhyme, finding the word and copying correctly each time. What other rhymes can you sing together?</p> <p>https://www.bbc.co.uk/teach/school-radio/nursery-rhymes-action-songs-medley/z7jwrj6</p>
---	---	---	---	--

<p>Help your child to:</p> <p>Make their own puzzle game.</p> <p>By.</p> <p>You will need:</p> <p><i>A card for each player</i></p> <p><i>A dice</i></p> <p>Find an old greetings card for each player to cut up.</p> <p>Cut each card into five strips and label 1-5.</p> <p>Muddle up the parts of the card on the table.</p> <p>Each Player takes it in turn to roll the dice.</p> <p>Collect the part of your card that matches the spots on the dice.</p> <p>If you throw a 6, throw again.</p> <p>Who is the first to complete their picture?</p> <p>Can you cut up another card into 11 parts and use two dice.</p>	<p>Help your child to:</p> <p>Create a magic wand</p> <p>By:</p> <p>You will need:</p> <p><i>A stick that you have found on a walk.</i></p> <p><i>A peeler to peel off some or all of the bark.</i></p> <p><i>Colouring pens, wool, ribbon or pipe cleaners to decorate your stick.</i></p> <p>Find 5 things longer than your wand and 5 things shorter than your wand and draw them.</p> <p>Make sure you line up the ends carefully to check.</p> <p>How many wands long are you?</p> <p>Find 5 more things longer than you to measure.</p> <p>Share on tapestry what you have found out.</p> <div></div> <div><p>Shorter than my stick</p></div>	<p>Help your child to:</p> <p>Play Joyce’s game and practice number bonds to 10</p> <p>By:</p> <p>You will need:</p> <p>10 different objects.</p> <p>Invite your child to collect 10 small objects from either inside or outside of their home that they like.</p> <p>Lay them on a tray.</p> <p>1.Can your child name them and explain why they like these?</p> <p>2. Check there are 10 by inviting them to count them. Can they count them backwards 10, 9,8,7,6,5,4,3,2,1?</p> <p>3.If you cover some can they calculate how many you have by how many are left? If you take 5 can they count the 5 they have and count on 6,7,8,9,10 to calculate you must have 5.</p> <p>4. Direct them to close their eyes whilst you remove an object. Can they identify which object you have removed?</p> <p>Take it in turns to play this game.</p>	<p>Help your child to:</p> <p>Recognise 2D shapes in the environment</p> <p>By:</p> <p>You will need:</p> <p><i>Paper, pencil and clipboard.</i></p> <p>Create a chart drawing shapes along the top.</p> <div><table><tr><td></td><td></td><td></td><td></td><td></td><td></td></tr><tr><td></td><td></td><td></td><td></td><td></td><td></td></tr><tr><td></td><td></td><td></td><td></td><td></td><td></td></tr><tr><td></td><td></td><td></td><td></td><td></td><td></td></tr><tr><td></td><td></td><td></td><td></td><td></td><td></td></tr><tr><td></td><td></td><td></td><td></td><td></td><td></td></tr></table></div> <p>We have used triangle, square, hexagon, circle, rectangle and diamond in our chart.</p> <p>Take this with you when you go for your daily exercise and draw the items you find that are this shape.</p> <p>Hint 1: road signs,</p> <p>Hint 2: covers to services in the foot path.</p>																																					<p>Help your child to:</p> <p>Recreate 2D shapes</p> <p>By:</p> <p>You will need:</p> <p>A bundle of sticks of roughly the same size.</p> <p>Help your child to recreate the shapes from the chart by laying them on the ground, so that the end of the sticks are touching to create corners.</p> <p>Which shape is tricky to make? Why is this?</p> <p>Can you make triangles into squares or hexagons?</p> <p>Which shapes have the same amount of sides and corners?</p>
																																								

Triangle	Square	Hexagon	Circle	Rectangle	Diamond
					

Hickory Dickory Dock

Hickory Dickory Dock

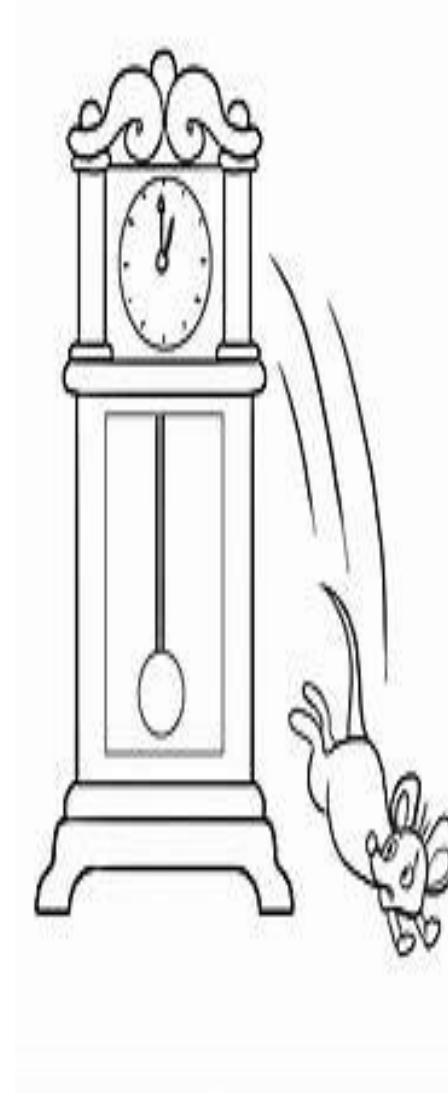
The mouse _____ up _____ clock

The _____ struck one

The mouse ran _____

Hickory Dickory _____

Tick tock tick tock



Dock ran the clock down

