



# All Saints CE Primary School & Nursery

*Nurturing, Resilience and Achievement for all!*

Headteacher: Mr Philip Asher, BMus(Hons), PGCE, ARCO, NPQSL

## **RECEPTION HOME LEARNING WEEK 6 11/5/20**

Children learn best when they are relaxed and interested in the topic being taught. We appreciate that learning at home can be intense for the children and challenging for parents. Therefore, we suggest that for young children most of their learning takes place through play.

Please choose two a day to complete with your child and adapt, change or add to them to suit your child. You could give your child a choice and tick them off as you go. You will find supporting resources on **Tapestry** and can share what you've done. Don't worry if you have done something different entirely and followed your child's interests. We love to see what you have been up to!

Please use the government backed phonics YouTube channel which can be found at [https://www.youtube.com/channel/UCP\\_FbjYUP\\_UtldV2K\\_-niWw](https://www.youtube.com/channel/UCP_FbjYUP_UtldV2K_-niWw)

Also log on to Bug Club for ebooks

To log on visit [www.activelearnprimary.co.uk/login](http://www.activelearnprimary.co.uk/login)

### Sign in

Username



Password



Show

School code (Primary schools only)



qcx7

Username is the first 4 letters of first name and first 4 letters of last name.

Eg. Matthew Smith

Username: mattsmi

For 3 letter first names the username is the full first name followed by 4 letters of the surname.

Password: allsaints

During the period of school closure all children will have the same password. We will change these on return to school.

Please include the school code

If you have any queries concerning this information please use the following email address which we have set up especially : [parent@allsaints.herts.sch.uk](mailto:parent@allsaints.herts.sch.uk) and this will be checked daily by senior leadership staff. Please ensure you name the child you are writing about and the year group they are in.

Parsonage Lane, Bishops Stortford, CM23 5BE

T: 01279 836006 E: [admin@allsaints.herts.sch.uk](mailto:admin@allsaints.herts.sch.uk)

This is a very useful guide for Children aged 0-5

[www.allsaints.herts.sch.uk](http://www.allsaints.herts.sch.uk)



@AllSaintsPriSch



[https://www.foundationyears.org.uk/files/2015/04/4Children\\_ParentsGuide\\_2015\\_FINAL\\_WEBv2.pdf](https://www.foundationyears.org.uk/files/2015/04/4Children_ParentsGuide_2015_FINAL_WEBv2.pdf)

## English

<https://literacytrust.org.uk/family-zone/>

<http://www.pobble365.com/>

<https://www.storynory.com/>

## Phonics

Letters and sounds [https://www.youtube.com/channel/UCP\\_FbjYUP\\_UtIdV2K\\_-niWw](https://www.youtube.com/channel/UCP_FbjYUP_UtIdV2K_-niWw)

<https://www.twinkl.co.uk/resources/literacy/literacy-phonics>

<https://www.phonicsplay.co.uk/>

<https://www.phonicsbloom.com>

Phonics: alphablocks available on BBCiplayer and YouTube

## High frequency word games

<https://www.teachyourmonstertoread.com/> (free on computer, app requires payment)

Reading and sentence games <https://www.roythezebra.com/reading-games.html> (need to watch or close short adverts to play free games)

Free ebooks <https://www.oxfordowl.co.uk/for-home/reading>







## Spelling games


<https://www.spellzone.com/>

## Maths

<https://www.topmarks.co.uk>

## Reception Week 6 11.5.20

<p><b>Help your child to:</b></p> <p>Learn to read using phonics</p> <p><b>By:</b></p> <p>Watch the DfE videos available from <a href="https://www.youtube.com/channel/UCP_FbjYUP_UtIdV2K_niWw/featured">https://www.youtube.com/channel/UCP_FbjYUP_UtIdV2K_niWw/featured</a></p> <p>Or search 'letters and sounds for home and school'.</p> <p>You will need a pen and paper.</p> <p>Choose one session (daily if possible) and either watch live or recorded on the YouTube channel.</p> <p>Do one of: 10am Reception phonics revision 11am revising blending ready for year 1.</p>	<p><b>Help your child to:</b></p> <p>Learn the trigraph 'ure' pronounced 'your'</p> <p><b>By:</b></p> <p>Watch the You tube video Pirate McClure -Phab phonics.</p> <p>Look for the 'ure' tri graph in <u>Treasure</u> <u>Adventure</u> <u>Picture</u> <u>Pure</u> <u>Pleasure</u>.</p> <p>What adventure do you think Pirate McClure might have?</p>	<p><b>Help your child to:</b></p> <p>Create a treasure map for Pirate McClure</p> <p><b>By:</b></p> <p>You can use the outline on the accompanying pages or create your own.</p> <p>You could include the following on your map</p> <div style="display: flex; align-items: center;">  <div style="margin-left: 10px;">Mountain</div> </div> <div style="display: flex; align-items: center;">  <div style="margin-left: 10px;">Building</div> </div> <div style="display: flex; align-items: center;">  <div style="margin-left: 10px;">River</div> </div> <div style="display: flex; align-items: center;">  <div style="margin-left: 10px;">Road</div> </div> <div style="display: flex; align-items: center;">  <div style="margin-left: 10px;">Tree</div> </div> <p>Don't forget to draw an  where your treasure is hidden.</p>	<p><b>Help your child to:</b></p> <p>Learn to read by blending</p> <p><b>By:</b></p> <p><b>Logging on to active learn – Bug club using the log in on the front page of this home learning or searching on google <a href="https://www.lovereading4kids.co.uk/book/9780433004738/isbn/BC-NF-Red-B...">Bug Club Guided Non Fiction Reception Red B Be a Pirate</a> by ...</b></p> <p><a href="https://www.lovereading4kids.co.uk/book/9780433004738/isbn/BC-NF-Red-B...">https://www.lovereading4kids.co.uk/book/9780433004738/isbn/BC-NF-Red-B...</a></p> <p><b>Bug Club</b> Guided Non-Fiction Reception <b>Red B Be a Pirate</b> (ISBN: 9780433004738) Playing <b>pirates</b> is great fun! '<b>Be a Pirate</b>' is a simple Non-fiction text that shows you how to dress up as a <b>pirate</b> captain or a ship hand. Becoming a member of the LoveReading4Kids community is free</p>	<p><b>Help your child to:</b></p> <p>Listen for words that rhyme</p> <p><b>By:</b></p> <p>Watching a You tube video of the pirate song we use in school for wake and shake <a href="https://www.youtube.com/watch?v=x7MgOk6ZdlQ">https://www.youtube.com/watch?v=x7MgOk6ZdlQ</a></p> <p>'When I was one...'</p> <p>Don't forget to join in the actions for the song.</p> <p>Can you think of rhyming alternatives for each number?</p> <p><b>e.g. One</b> Sucked my thumb Filled my tum Had some fun Learnt to run</p> <p>Can you sing it again with your new words?</p>
---	---	--	--	--

<p><b>Help your child to:</b></p> <p>Understand that plants are grown from seed.</p> <p><b>By</b></p> <p>Using seeds from a vegetable e.g. a tomato or pepper or a bought packet of seeds.</p> <ol style="list-style-type: none"> <li>1. Fill a pot with compost</li> <li>2. Places seeds on the top and lightly cover with compost</li> <li>3. Label your pot</li> <li>4. Water from below</li> <li>5. Your seeds may take a couple of weeks to germinate.</li> </ol>	<p><b>Help your child to:</b></p> <p>Play skittles</p> <p><b>By:</b></p> <p>Rinse out and recycle plastic drinks bottles to use as skittles.</p> <p>Partially fill with water or sand to help them stand up.</p> <p>Label your skittles with numbers.</p> <p>Take it in turns to bowl a ball to knock your skittles down.</p> <p>Keep a record of your score.</p> <p>Who is the first to reach 10?</p>	<p><b>Help your child to:</b></p> <p>Learn to estimate and check by counting.</p> <p><b>By:</b></p> <p>Gather together some plastic boats, containers to use as boats or boats made from paper.</p> <p>Gather together some objects that are the same i.e. Duplo, marble or pasta to use as weights.</p> <p>Number each boat and record the estimate of how many of your weights each boat will hold before they sink.</p> <p>Slowly add the weights one at a time.</p> <p>Record your experiment results.</p> <p>Post on Tapestry how you got on.</p>	<p><b>Help your child to:</b></p> <p>Recognise numbers to 20</p> <p><b>By:</b></p> <p>Taking out a number grid like the one you made last week for bingo when you go for your daily exercise.</p> <ol style="list-style-type: none"> <li>1. Cross off the numbers as you find them</li> <li>2. Or, fill in the spaces with the numbers you find on your walk</li> </ol>	<p><b>Help your child to:</b></p> <p>Learn how to play hopscotch</p> <p><b>By:</b></p> <p>Chalking a hopscotch on the ground or on large paper.</p>  <p><b>rules</b></p> <ol style="list-style-type: none"> <li>1. lay out numbers as shown</li> <li>2. toss the marker to square one</li> <li>3. skip square one and hop on all the numbers, using one foot for single numbers, both for doubles, turn and hop back, bend over and pick up your number on the way</li> <li>4. if you over throw the marker or lose balance, then you end your turn. continue with remaining numbers. first one back to number one wins!</li> </ol>
--	--	--	---	--

Draw Ye Own Map Here!

